



MORNING STAR SCHOOL
ACADEMIC SESSION 2025-26
HOLIDAY HOMEWORK
CLASS III

Dear Kids,

Summer vacation is a timefull of full fun. But dear Children, there is a lot more to do to make your vacation more interesting and meaningful. We have planned some interesting activities.



LIFE SKILL ACTIVITIES

VACATIONS NOT ONLY GIVE YOU A CHANCE TO RELAX AND BOND WITH YOUR KIDS, BUT THEY ALSO PROVIDE AN OPPORTUNITY FOR YOUR CHILDREN TO LEARN VALUABLE LIFE SKILLS AND LESSONS THAT WILL SERVE THEM WELL FOR YEARS TO COME.

HERE ARE FEW SUGGESTED ACTIVITIES WHICH MAY BE ALREADY IN PRACTICE WITH MANY, HOWEVER WE COULD USE THIS TIME TO RE-EMPHASIZE THE VALUES AND SKILLS OF GREATER SIGNIFICANCE IN LIFE.

WEEK-1

BETTER SOCIAL BEHAVIOUR

Right from wishing a pleasant morning, to sharing day to day stories, childhood stories can help them connect with you better.

WEEK-2

GO FIRELESS

Encourage kids to be the chefs and prepare fireless dishes, shakes etc.

WEEK-3

PRACTICE GARDENING

Gardening is a great life skill to nature from a young age. Gardening allows learners to become more responsible in caring for their plants, Gardening also exposes learners to a better Understanding of the natural world and all of its elements.

WEEK-4

VISIT A MUSEUM

Holiday time is a great time to visit a museum. Many museums offer unique exhibits and activities geared towards kids during the holidays. This is an excellent way for kids to learn about different cultures and traditions.

Dear Parents,

'Always speak in English with your family members and friends.'

Different types of languages are spoken by people from different regions, but the most important thing is that any language when spoken should be spoken correctly.

The two common languages that our children should be able to speak fluently are Hindi and English. Since English is a universal language spoken and understood by people all over the world, we want our children also to be proficient in speaking it and for this we need full support and cooperation. We would appreciate if you adhere

to the following points:

1. Speak with your child in English. Encourage reading habits.
2. Read out story-books and after finishing the story discuss it with your child.
3. Encourage Word Building and Picture Talk.

The teachers are trying to encourage the children to use simple words, phrases and sentences like:-

- ❖ May I go to play?
- ❖ May I borrow your pencil / eraser / sharpener?
- ❖ I have finished my work.
- ❖ Madam, may I go to the washroom?
- ❖ Madam, may I go to drink water?
- ❖ Madam, may I come in please?
- ❖ Madam, may I go to the bookshop / tailor shop?
- ❖ Madam, may I go to wash my hands?
- ❖ Madam, may I go to pay my school fees?
- ❖ Madam, may I sit in the front row as I can't see from the back?
- ❖ Madam, please repeat the concept as I'm unable to understand it.
- ❖ Madam, I have lost my shoes / blazer / tiffin box / water bottle etc.
- ❖ Madam, I came late as I missed my bus.
- ❖ Madam, I'm sorry. I have forgotten to bring my book, note book, pencil / eraser / drawing book etc.
- ❖ Madam, I'm sorry I couldn't complete my Home Work as I was unwell(with reason)
- ❖ Madam, may I borrow a pencil / eraser / ruler etc, from my partner as I've forgotten to bring it today.
- ❖ I am sorry for the delay.
- ❖ Could you hand me the book.
- ❖ Could you please shut the door.

- READ ONE PAGE DAILY OF ENGLISH COURSE BOOK. (GULMOHAR)
- DO ONE PAGE CURSIVE HANDWRITING DAILY IN YOUR CURSIVE WRITING BOOK.
- LISTEN TO ENGLISH NEWS CHANNELS DAILY AND MAKE A RECORD OF WEATHER FORECASTING (RECORD DAILY MAXIMUM AND MINIMUM TEMPERATURE OF THE DAY).
- MAKE A SLOGAN ON A A4 PAGE EMPHASIZING ON THE **"IMPORTANCE OF A GIRL CHILD IN OUR SOCIETY"**. PASTE PICTURES BY EITHER DRAWING OR CUTTING FROM NEWSPAPER, MAGAZINES.
- ENLIST THE PLACES YOU VISITED IN DURING HOLIDAYS AND PASTE PICTURES IN YOUR SCRAPBOOK.
- MAKE A COLLAGE OF **"SAVE ENVIRONMENT"** COLLECT PICTURES FROM YOUR OLD BOOKS AND NEWSPAPER AND PASTE THEM IN YOUR SCRAPBOOK.

DEAR Time

(Drop Everything And Read)

Reading is a great learning source when we learn to enjoy it. While spending quality time with your child, make him/her read any story/ book of your choice. It could be –

- **Fairy Tales.**
- **Old famous fairy tales like Cinderella, Snow White.**
- **Stories from Panchatantra.**

**Draw and colour any favourite character
from the story/book you read and make
book mark .**

**From the story books you have read display the new words
you have learnt on a 'Word Tree'.**



To make a Word Tree:

- Take a small, old bowl and fill it with mud.
- Now fix a twig or a branch of a tree in it.
- Cut leaves out of different coloured A4 sheets.
- Write one word that you have learnt on each leaf. Stick these leaves on to the branches of your 'Word Tree'.
- Attach at least three leaves every week of your summer holidays

- USE YOUR CREATIVITY AND DRAW THE PICTURE OF THE NATURE YOU WANT TO SEE AND THE PRESENT CONDITION OF NATURE & COMPARE THEM. BASED ON THEME "NATURE".
(SCRAP BOOK ACTIVITY)
- MAKE A MODEL OF THE SOLAR SYSTEM.
- MAKE A COLLAGE WITH PICTURES OF DIFFERENT COMMUNITY HELPERS AND WRITE THEIR ROLE. ALSO, WRITE A BIG **THANK YOU** IN THE CENTER OF THE COLLAGE.
- VISIT THE GOOGLE ARTS AND CULTURE WEBSITE ON THE INTERNET AND ENJOY THE 3D VIEWS AND IMAGES OF THE ISLANDS OF LAKSHADWEEP. (LINK GIVEN BELOW)

[HTTPS://ARTSANDCULTURE.GOOGLE.COM/](https://artsandculture.google.com/)

(VISIT THE LINK AND SEARCH FOR THE REQUIRED CONTENT)

- USING THESE IMAGES CREATE A BEAUTIFUL COLLAGE ON AN A3 SIZE SHEET INCLUDING INTERESTING FACTS AND MAJOR ATTRACTIONS OF LAKSHADWEEP ISLANDS. YOUR TOPICS ACCORDING TO YOUR ROLL NUMBERS ARE GIVEN BELOW:

❖ ROLL NO. 301(A)-315(A) : CORAL AND MARINE LIFE

❖ ROLL NO. 316(A)-330(A): FORESTS

❖ ROLL NO. 301(B)-315(B): BIRDS AND ANIMALS

❖ ROLL NO. 316(B)-330(B): INSECTS

➤ TIPS:

- GIVE IT AN APPROPRIATE TITLE.
- DRAW A BEAUTIFUL BORDER.
- TAG YOUR PICTURES WITH CATCHY LINES.



Father's Day

Father's Day is observed on the third Sunday of June. It honours all father's, grandfathers and father figures for their contribution. So on this Father's Day- Pamper your Dad

- Make him feel special in every way
- Surprise him by giving him a card and a gift.

Prepare a mouth-watering recipe which might become his all-time favourite. An example of one such recipe is given below:-

RECIPE TIME

"Banana Split Ice Cream" with your mother's help.

Ingredients:

- 1 Scoop of Vanilla ice cream
- 1 Scoop of strawberry ice cream
- 1 Ripe banana
- Some nuts
- Chocolate Syrup

Method:

Wear your chef cap and apron. Cut a banana in half lengthwise and lay it in the dish. Put scoops of vanilla and strawberry ice cream served in a row between the split banana. Garnish it with crushed nuts and chocolate syrup. Enjoy your banana treat.

SUPER DAD CERTIFICATE
this certificate is awarded

TO _____

BECAUSE _____

FROM _____

DATE _____



MATHEMATICS

1. LEARN AND WRITE TABLE 2 TO 15 ON A CHART PAPER.
2. MAKE A ROMAN NUMERALS CLOCK WITH THE HELP OF COLOURED CHART PAPERS.
3. MAKE ANY FIVE 4DIGIT NUMBERS USING THE DIGITS 7,8,6,9 IN YOUR COPY.ALSO ARRANGE THEM IN ASCENDING AND DESCENDING ORDER AND WRITE THEM IN EXPANDED FORM.
- 4.REVISE AND PRACTICE ALL EXERCISES DONE IN YOUR COPY.

HINDI

- पाठ 1 (क) वंदना (ख)देश हमारा कविताएं याद कीजिए।
- पाठ 2 तथा 3 (मधुश्री हिंदी पाठमाला) पढ़ने का प्रयास कीजिए।
- प्रतिदिन एक पेज सुलेख लिखिए । (सुलेख पुस्तिका)
- कॉपी में कराया गया कार्य याद कीजिए ।
- पत्तियों की सहायता से मोर बनाए।
- सभी धर्म के प्रार्थना स्थल अलग-अलग है ।उनकी जानकारी प्राप्त करके चार्ट पेपर पर उनके चित्र चिपकाइए।
- नीचे दी गई कविता पढ़िए और इसमें जिन सब्जियों के नाम आए हैं, उनके चित्र नाम के साथ चिपकाइए।

गोभी रानी आलू राजा, आकर दुनिया एक बसा जा।

इनकी जोड़ी सबको प्यारी, खाकर खुश होते नर नारी।।

कुम्हड़ा बड़ा जायकेदार, खट्टे-मीठे की अलग बहार।

बैंगन की जब बनी पकौड़ी, जीभ निकाले दुनिया दौड़ी।।

शीत-ताप को मैंने झेला, मैं हूँ कड़वा एक करेला।

ART & CRAFT

- MAKE ANY ONE 3D ITEM USING WASTE MATERIAL

(EG: THERMOCOL GLASS, PLATE, ICE CREAM STICKS, ALUMINIUM FOIL, BROKEN BANGLES, MATCH STICKS, PLASTIC BOTTLES ETC)

COMPUTER

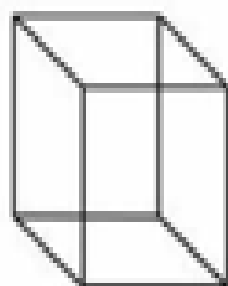
- DRAW OR PASTE PICTURES OF INPUT DEVICES, OUTPUT DEVICES AND STORAGE DEVICES IN SCRAPBOOK.

Shapes: 3D shapes



Write face, edges and vertices of given 3D shapes.

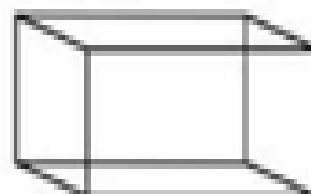
1)



CUBE

Faces _____
Edges _____
Vertices _____

2)



Rectangular prism

Faces _____
Edges _____
Vertices _____


3)



Cylinder

Faces _____
Edges _____
Vertices _____

4)



Cone

Faces _____
Edges _____
Vertices _____

By using flashcards form a 4-digit number and write its number name, place value, successor and predecessor. Click on the reference link-

<https://youtu.be/SWgpB3N30g0>



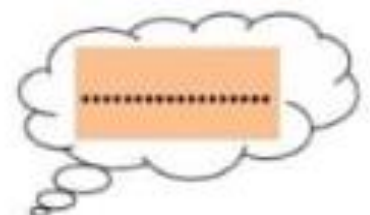
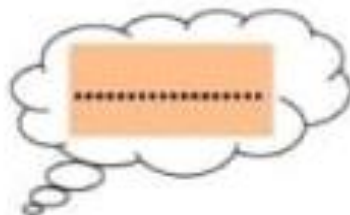
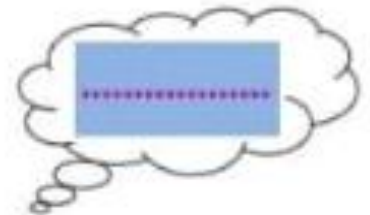
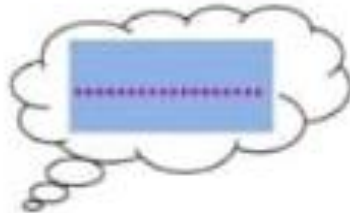

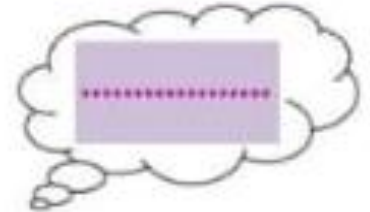
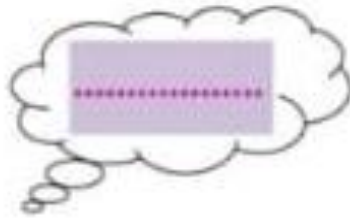
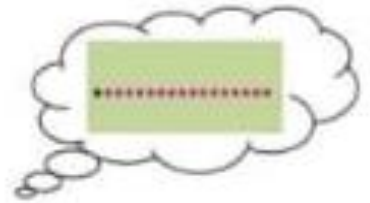
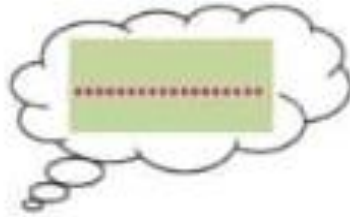
Steps:-

- Choose any 4- digit number of your choice.
- Write down its number name, place value, successor and predecessor.
- Use flashcards to show the number chosen.
- Show the predecessor and successor using flash cards.


PICTURES FOR REFERENCE



चित्र पहचानकर उनके दो-दो पर्यायवाची लिखिए -



चित्र देख कर निम्न वर्ग पहेली में उनके नाम ढूँढो और
खानों में भी रंग भरों—



सि	पा	ही	ज	प	पी	ता
क	ग	रा	नी	ब	ला	उ
सी	ढी	ज	ढ	घ	ड	जी
टी	ठ	म	ग	र	म	भ
छ	द	क	भ	ती	र	म
ल	क	ड़ी	ज	प	न	घ
क्ष	ली	फ	रे	ल	गा	ड़ी

ACTIVITY RECOMMENDED DURING VACATION

- ➡ Meditate and do simple yoga exercises .
- ➡ Water plants and feed the birds.
- ➡ Join your grandparents and parents for their morning walk.
- ➡ Help your mother in the kitchen .
- ➡ Don't watch too much of television .
- ➡ keep your environment in surrounding clean .
- ➡ Plant trees and conserve your natural resources.
- ➡ Build and improve your vocabulary through crosswords, jumble words etc.
- ➡ Solve riddles and puzzles.
- ➡ Read story books and visit places.
- ➡ Improve your reading and writing skills by reading and writing.

Note:

- Summer breaks are from 1st May to 25th June 2025.
- The school reopens on 26th June 2025

Have a great Summer Vacation!